

DESIGN DATA			
CODE	N/A		
UNIT	mm		
KIND OF FLUID	—		
PRESS.	DESIGN	1(Max.) Kg./Cm ²	
	OPERATING	— Kg./Cm ²	
TEMP.	DESIGN	—10 ~ 90 °C	
(SENSOR)	OPERATING	— °C	
TEMP.	DESIGN	— °C	
(ELECTRONICS)	OPERATING	— °C	
CONTACT RATING	—		
POWER SUPPLY	—		
ENCLOSURE	WEATHER PROOF		
OUTPUT	—		
VISCOSITY	1Pa.s/10P Less		
MOISTURE	Max 80%RH		

MEASURING RANGE	(mm) Max. 20000mm
TAG NO.	—





NOTES

REVISION

NO	DESCRIPTION	MATERIAL	QTY	SPECIFICATION	REMARK
1	INDICATOR BODY	ADC 12	1		
2	BACK COVER	ADC 12	1		
3	SCALE COVER	ADC 12	1		
4	HOIST GEAR ASS'Y	ADC 12	1		
5	DRAIN PLUG	MSB2E2	1		
6	UNION	304SS	1	1 1/2"	

BILL OF MATERIAL

CUSTOMER	-
PROJECT	-

<p>TITLE</p> <p>LIQUID TANK LEVEL GAUGE SLT-1100-A-1-A/B- -A-1-F ASSEMBLY DRAWING</p>			
<p>MANUFACTURER</p> <p> Seodin Instech Co., Ltd.</p>			
<p>SCALE</p> <p>N/S</p>	<p> </p>	<p>SP. CODE</p> <p>0000</p>	<p>Part Order No.</p> <p>-</p>
<p>DATE</p> <p>SJ-M021-DWG-AP001</p>		<p>REV.</p> <p></p>	